

# uCertify

## Course Outline

### Microsoft 365: Identity and Services (MS-100)



02 Jul 2024

1. Course Objective
2. Pre-Assessment
3. Exercises, Quizzes, Flashcards & Glossary  
Number of Questions
4. Expert Instructor-Led Training
5. ADA Compliant & JAWS Compatible Platform
6. State of the Art Educator Tools
7. Award Winning Learning Platform (LMS)
8. Chapter & Lessons

Syllabus

Chapter 1: Introduction

Chapter 2: Manage Domains and Plan a Microsoft 365 Implementation

Chapter 3: Setup Microsoft 365 Tenancy and Subscription

Chapter 4: Manage Microsoft 365 Subscription and Tenant Health

Chapter 5: Plan Migration of Users and Data

Chapter 6: Design Identity Strategy

Chapter 7: Plan and Manage Identity Synchronization by Using Azure AD Connect

Chapter 8: Manage Azure AD Identities and User Roles

Chapter 9: Manage Authentication and Implement Multi-Factor Authentication

Chapter 10: Configure Application Access

Chapter 11: Implement Access for External Users of Microsoft 365 Workloads

Chapter 12: Plan for Office 365 Workload Deployment

Chapter 13: Plan Office 365 Applications Deployment

Chapter 14: Appendix

Videos and How To

9. Practice Test

Here's what you get

Features

10. Post-Assessment

## 1. Course Objective

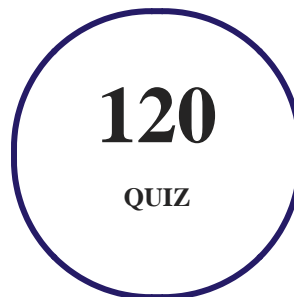
Start your prep for the Microsoft MS-100 exam with the Microsoft 365 Identity and Services course. The MS-100 study guide comprehensively covers certification exam objectives by teaching candidates how to design and implement Microsoft 365 services; manage user identity and roles; manage access and authentication, and plan Office 365 workloads and applications. The Microsoft 365 certification training has the best learning resources like lessons, TestPrep to help students master the exam topics efficiently.

## 2. Pre-Assessment

Pre-Assessment lets you identify the areas for improvement before you start your prep. It determines what students know about a topic before it is taught and identifies areas for improvement with question assessment before beginning the course.

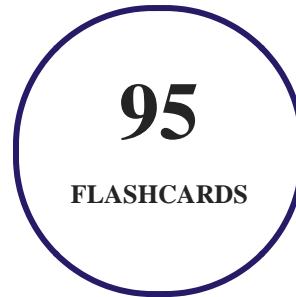
## 3. Quiz

Quizzes test your knowledge on the topics of the exam when you go through the course material. There is no limit to the number of times you can attempt it.



## 4. flashcards

Flashcards are effective memory-aiding tools that help you learn complex topics easily. The flashcard will help you in memorizing definitions, terminologies, key concepts, and more. There is no limit to the number of times learners can attempt these. Flashcards help master the key concepts.



## 5. Glossary of terms

uCertify provides detailed explanations of concepts relevant to the course through Glossary. It contains a list of frequently used terminologies along with its detailed explanation. Glossary defines the key terms.



## 6. Expert Instructor-Led Training

uCertify uses the content from the finest publishers and only the IT industry's finest instructors. They have a minimum of 15 years real-world experience and are subject matter experts in their fields. Unlike a live class, you can study at your own pace. This creates a personal learning experience and gives you all the benefit of hands-on training with the flexibility of doing it around your schedule 24/7.

## 7. ADA Compliant & JAWS Compatible Platform

uCertify course and labs are ADA (Americans with Disability Act) compliant. It is now more accessible to students with features such as:

- Change the font, size, and color of the content of the course
- Text-to-speech, reads the text into spoken words
- Interactive videos, how-tos videos come with transcripts and voice-over
- Interactive transcripts, each word is clickable. Students can clip a specific part of the video by clicking on a word or a portion of the text.

JAWS (Job Access with Speech) is a computer screen reader program for Microsoft Windows that reads the screen either with a text-to-speech output or by a Refreshable Braille display. Student can easily navigate uCertify course using JAWS shortcut keys.

## 8. State of the Art Educator Tools

uCertify knows the importance of instructors and provide tools to help them do their job effectively. Instructors are able to clone and customize course. Do ability grouping. Create sections. Design grade scale and grade formula. Create and schedule assessments. Educators can also move a student from self-paced to mentor-guided to instructor-led mode in three clicks.

## 9. Award Winning Learning Platform (LMS)

uCertify has developed an award winning, highly interactive yet simple to use platform. The SIIA CODiE Awards is the only peer-reviewed program to showcase business and education technology's finest products and services. Since 1986, thousands of products, services and solutions have been recognized for achieving excellence. uCertify has won CODiE awards consecutively for last 7 years:

- **2014**
  1. Best Postsecondary Learning Solution
- **2015**
  1. Best Education Solution

2. Best Virtual Learning Solution
3. Best Student Assessment Solution
4. Best Postsecondary Learning Solution
5. Best Career and Workforce Readiness Solution
6. Best Instructional Solution in Other Curriculum Areas
7. Best Corporate Learning/Workforce Development Solution

- **2016**

1. Best Virtual Learning Solution
2. Best Education Cloud-based Solution
3. Best College and Career Readiness Solution
4. Best Corporate / Workforce Learning Solution
5. Best Postsecondary Learning Content Solution
6. Best Postsecondary LMS or Learning Platform
7. Best Learning Relationship Management Solution

- **2017**

1. Best Overall Education Solution
2. Best Student Assessment Solution
3. Best Corporate/Workforce Learning Solution
4. Best Higher Education LMS or Learning Platform

- **2018**

1. Best Higher Education LMS or Learning Platform
2. Best Instructional Solution in Other Curriculum Areas
3. Best Learning Relationship Management Solution

- **2019**

1. Best Virtual Learning Solution
2. Best Content Authoring Development or Curation Solution
3. Best Higher Education Learning Management Solution (LMS)

- **2020**

1. Best College and Career Readiness Solution
2. Best Cross-Curricular Solution
3. Best Virtual Learning Solution

## 10. Chapter & Lessons

uCertify brings these textbooks to life. It is full of interactive activities that keeps the learner engaged. uCertify brings all available learning resources for a topic in one place so that the learner can efficiently learn without going to multiple places. Challenge questions are also embedded in the chapters so learners can attempt those while they are learning about that particular topic. This helps them grasp the concepts better because they can go over it again right away which improves learning.

Learners can do Flashcards, Exercises, Quizzes and Labs related to each chapter. At the end of every lesson, uCertify courses guide the learners on the path they should follow.

### Syllabus

#### Chapter 1: Introduction

- About the MS-100 Exam
- About Certification
- About Microsoft 365 Subscriptions
- Exam Objectives

#### Chapter 2: Manage Domains and Plan a Microsoft 365 Implementation

- Add and Configure Additional Domains
- Configure Workloads for New Domain Name

- Set Primary Domain Name
- Configure User Identities for New Domain Name
- Design Domain Name Configuration
- Plan for Microsoft 365 On-Premises Infrastructure
- Plan Identity and Authentication Solution
- Summary

### Chapter 3: Setup Microsoft 365 Tenancy and Subscription

- Configure Subscription and Tenant Roles and Workload Settings
- Evaluate Microsoft 365 for Organization
- Plan and Create Tenant
- Upgrade Existing Subscriptions to MS 365
- Monitor License Allocations
- Summary

### Chapter 4: Manage Microsoft 365 Subscription and Tenant Health

- Manage Service Health Alerts
- Create and Manage Service Requests



- Create Internal Service Health Response Plan
- Monitor Service Health
- Configure and Review Reports, Including BI, OMS, and Microsoft 365 Reporting
- Schedule and Review Security and Compliance Reports
- Schedule and Review Usage Metrics
- Summary

## Chapter 5: Plan Migration of Users and Data

- Identify Data to be Migrated and Method
- Identify Users and Mailboxes to be Migrated and Method
- Plan Migration of On-Prem Users and Groups
- Import PST Files
- Summary

## Chapter 6: Design Identity Strategy

- Evaluate Requirements and Solution for Synchronization
- Evaluate Requirements and Solution for Identity Management
- Evaluate Requirements and Solution for Authentication
- Meet the Azure AD Connect Installation Requirements

- Summary

## Chapter 7: Plan and Manage Identity Synchronization by Using Azure AD Connect

- Azure Active Directory Connect
- Clean Up Existing Active Directory Objects
- Use UPN Suffixes and Non-Routable Domains
- Azure AD Connect User Sign-In Options
- Monitor Azure AD Connect Health
- Manage Azure AD Connect Synchronization
- Configure Object Filters
- Configure Password Sync
- Implement Multi-Forest AD Connect Scenarios
- Summary

## Chapter 8: Manage Azure AD Identities and User Roles

- Plan Azure AD Identities
- Implement and Manage Azure AD Self-Service Password Reset
- Manage Access Reviews

- Manage Groups
- Manage Passwords
- Manage Product Licenses
- Manage Users
- Perform Bulk User Management
- Plan User Roles
- Allocate Roles in Workloads
- Manage Admin Roles
- Configure RBAC within Azure AD
- Delegate Admin Rights
- Manage Role Allocations by Using Azure AD
- Configure Administrative Accounts
- Plan Security and Compliance Roles for Microsoft 365
- Summary

## Chapter 9: Manage Authentication and Implement Multi-Factor Authentication

- Design Authentication Method
- Configure Authentication

- Implement Authentication Method
- Manage Authentication
- Monitor Authentication
- Design an MFA Solution
- Configure MFA for Apps or Users
- Administer MFA Users
- Report MFA Utilization
- Summary

## Chapter 10: Configure Application Access

- Configure Application Registration in Azure AD
- Configure Azure AD Application Proxy
- Publish Enterprise Apps in Azure AD
- Summary

## Chapter 11: Implement Access for External Users of Microsoft 365 Workloads

- Create B2B Accounts
- Create Guest Accounts
- Design Solutions for External Access

- Summary

## Chapter 12: Plan for Office 365 Workload Deployment

- Identify Hybrid Requirements
- Plan for Microsoft 365 Workload Connectivity and Data Flow
- Plan Migration Strategy for Workloads
- Summary

## Chapter 13: Plan Office 365 Applications Deployment

- Manage Office 365 Software Downloads
- ??Plan for Office 365 Apps
- Plan for Office 365 ProPlus Apps Updates
- Plan for Office 365 ProPlus Connectivity
- Plan for Office Online
- Plan Office 365 Pro Plus Deployment
- Summary

## Chapter 14: Appendix

## Videos and How To

uCertify course includes videos to help understand concepts. It also includes How Tos that help learners in accomplishing certain tasks.

**49**

VIDEOS

**03:22**

HOURS

## 11. Practice Test

Here's what you get

**50**

PRE-ASSESSMENTS  
QUESTIONS

**2**

FULL LENGTH TESTS

**50**

POST-ASSESSMENTS  
QUESTIONS

## Features

Each question comes with detailed remediation explaining not only why an answer option is correct but also why it is incorrect.

**Unlimited Practice**

Each test can be taken unlimited number of times until the learner feels they are prepared. Learner can review the test and read detailed remediation. Detailed test history is also available.


Each test set comes with learn, test and review modes. In learn mode, learners will attempt a question and will get immediate feedback and complete remediation as they move on to the next question. In test mode, learners can take a timed test simulating the actual exam conditions. In review mode, learners can read through one item at a time without attempting it.

## 12. Post-Assessment


After completion of the uCertify course Post-Assessments are given to students and often used in conjunction with a Pre-Assessment to measure their achievement and the effectiveness of the exam.

**GET IN TOUCH:**

 3187 Independence Drive  
Livermore, CA 94551,  
United States

 +1-415-763-6300

 [support@ucertify.com](mailto:support@ucertify.com)

 [www.ucertify.com](http://www.ucertify.com)